

Registration Form

Title _____ Forename _____

Surname _____

Job Title _____

Address for delivery of workbook _____

Hospital _____

Daytime Phone _____ Fax _____

Email _____

Payment Options

Cheque (UK only) made payable to 'ICIS' ICIS Member £351

BACS ICIS Non-Member £391

ICIS Membership £80

Total £



Please tick this box if you wish to be contacted by e-mail with other ICIS course information and services.

Please tick this box if you wish to be contacted by e-mail with third party information and services.



BACS details

Account Name: International Cancer Imaging Society (ICIS)
Barclay Bank plc, London, W1A 3AL

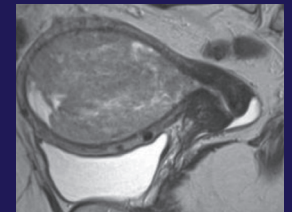
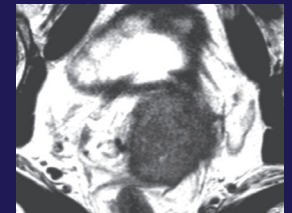
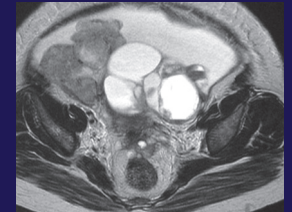
Account Number: 90164879
Sort Code: 20-69-15

IBAN: GB82 BUKB 2069 1590 1648 79
SWIFT: BUKBGB22



Online Learning

Masterclass in Imaging of Gynaecological Cancer 2nd Edition



Wednesday 8 June 2022

icimagingociety.org.uk

Society Corporate Supporters



The ICIS Interactive series is designed as an advanced cancer imaging course for Radiologists who would like to gain deeper understanding into the imaging of specific cancers through case-based learning. Delegates are advised to use two screens on the day, which can be a PC and tablet or laptop. As this is an interactive course, for the optimal experience we ask that you join using a device with a camera.

This second edition one-day Masterclass will be delivered by four experts in Gynaecological Tumours, each focusing on a particular aspect to provide practical, relevant information for clinical practice. This Masterclass will comprise four sessions, each commencing with a lecture followed by mentored review of 8-10 carefully selected cases, facilitating hands-on case-based learning.

A comprehensive workbook to reinforce learning is provided to guide participants through the cases, with each case chosen to illustrate specific learning points. The book will be posted to your specified address the week before the course.

Learning objectives

- Role of imaging in the diagnosis and evaluation of gynaecological malignancy.
- To understand and apply the FIGO staging system.
- To appreciate the application of imaging in deciding treatment options for gynaecological cancers.
- To assess treatment response, complications of treatment and detection of recurrent disease.

CPD

Attendees will receive a certificate with 7 CPD credits awarded according to the CPD scheme of the Royal College of Radiologists.

Course Programme*

08:30	Technical test session for delegates
09:10	Welcome and introduction
09:15	Session 1: Diagnosis of Gynaecological Cancer (AJ)
11:00	Break
11:15	Session 2: Staging Gynaecological Cancer (ASa)
13:00	Lunch
14:00	Session 3: Treatment of Gynaecological Cancer (RF)
15:45	Break
16:00	Session 4: Other Aspects of Gynaecological Cancer Management (ASo)
17:45	Close

*Times shown as GMT

Faculty

Prof. Rosemarie Forstner
University of Salzburg, Austria

Dr. Anju Sahdev
St Bartholomew's Hospital, UK

Dr. Aslam Sohaib
The Royal Marsden Hospital, UK

Dr. Audrey Jacques
Guy's and St Thomas' Hospital, UK

Registration Fees

ICIS members
£351 per person

Non-members
£391 per person

How to Register

Register online by going to icimatingsociety.org.uk and going to the relevant computer workshop pages



Or

download this form and post to:
**ICIS, 41 Waddington Way,
London, SE19 3UB.**

Please complete all registration details and indicate payment option.

Full payment must be received by **8 May 2022.**

Registration will not be confirmed until full payment has been received.

Important information

Reservations will only be confirmed on receipt of fully completed booking form and full payment. A confirmation letter will be issued on receipt of full payment. Reservations are subject to availability and will be confirmed within one week from receipt of completed booking form and full payment.

Refunds (minus an administration charge of £70) will only be made if written notification is received by 8 May 2022. Thereafter no refunds will be made.

ICIS Membership

ICIS membership is open to all individuals with an interest in cancer imaging for only £80 per year. Join ICIS today and benefit from reduced registration fees at ICIS teaching courses. Membership benefits include:

- Discounted registration fees for the Annual Teaching Course and ICIS interactive one day workshops
- Access to our Members' only section of the website where you can view our webinars, lectures from previous meetings, as well as all our scientific and educational posters
- 20% discount on article processing fees for our journal Cancer Imaging
- Save 20% on CRC Press radiology and oncology publications